



Logging on to the Remote Access Network

The first time you access the network, you will need to download a specific file. You will only need to download this file once.


The following instructions will help you through this process. Please be aware that your computers settings will determine how the information is presented to you. If you have any problems, please contact IS Support on 07 857 1226.

Step 1

The first time you log on, you will see the message centre with a yellow triangle.



Click on:

 [MetaFrame Presentation Server Client for 32-bit Windows](#)

Step 2

Click on **Run**.



Step 3

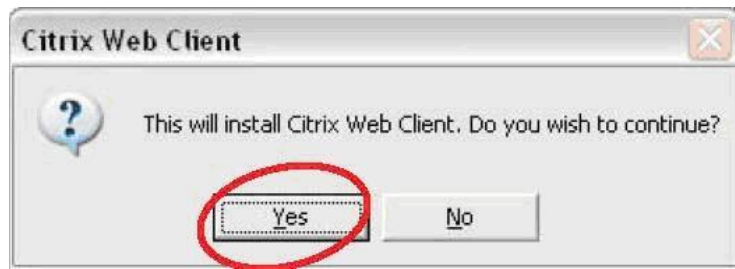
Click on **Run** again.





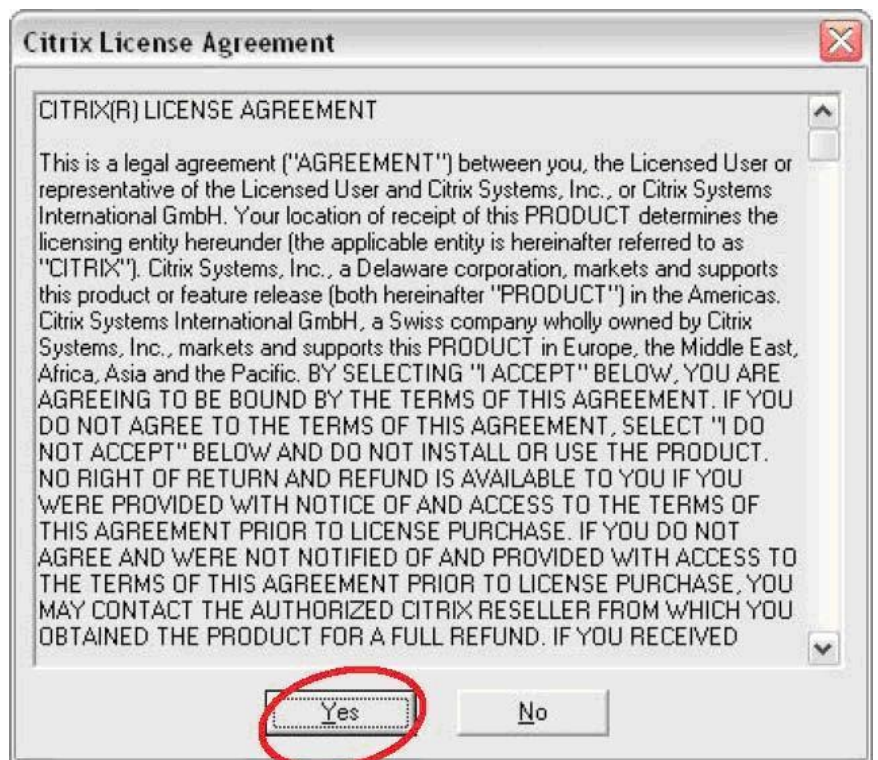
Step 4

Click on Yes.



Step 5

Click on Yes.



The file is now downloaded and you can log in with your usual user name and password.

